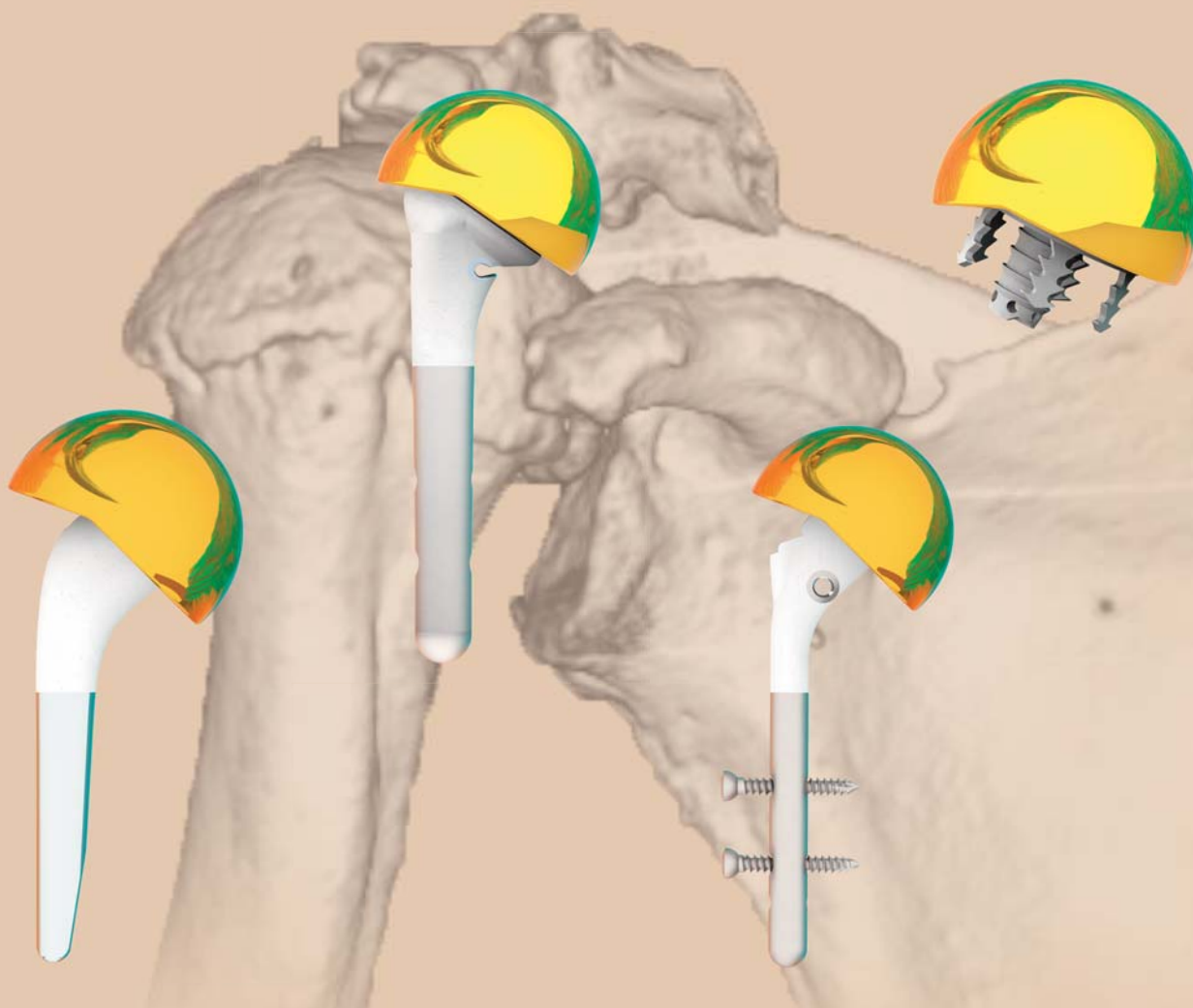





HELMET HEAD




INDICATIONS:

- Reversed prosthesis indications:
 - Superior glenoid wear
 - A failed hemi-arthroplasty
 - A failed total arthroplasty
 - Significant rupture of rotator cuff-tear : first surgery or revision surgery
- Insufficient glenoid osseous stock
- Glenoid fracture
- Neurological injury (axillary paralysis)



Choice of the head diameter :

The head choice is realized thanks to the X-ray templates. The choice of the head size is tested thanks to trial implants.



Insertion of the double taper :

For a Humelock Reversed stem, insert the centered taper adapter into the stem.

For the Humelock and Humeris stems, and the Easytech anchoring base, insert the double taper.

Impact the taper.



Insertion of the Helmet head :

Thanks to the oscillating saw, remove the lateral part of the humerus which enters in conflict with the trial implant extension.

Do the mobility tests.

Take the definitive implant which has the same size as the last chosen trial implant.

Place the definitive implant in order to fit to the released space. Impact the definitive implant thanks to the impactor.



Possible and forbidden combinations :

Tête Helmet	Humelock Reversed			Easytech			Humeris	Humelock II sans OMS	Humelock II avec Offset Modular System (OMS)					
	Ø32	Ø36	Ø40	30	34	38	08 à 14	08 à 14	106-2020	106-2021	106-2022	106-2023	106-2024	
Ø48	OK			OK			OK	OK	OK					
Ø51	OK			OK			OK	OK	OK					
Ø54	OK			OK			OK	OK	OK					



1663, rue de Majornas - 01440 Viriat - France
 Tel. : (33) 04 74 55 35 55 - Fax : (33) 04 74 52 44 01
 E-mail: info@fxsolutions.fr - www.fxsolutions.fr